




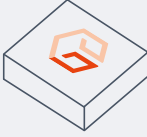



Packing Instruction

for FoundationOne®Liquid blood sample


This packaging is used to ship patient specimen for analysis by Foundation Medicine®. Temperature conditions of 18 degrees Celsius to 25 degrees Celsius. **DO NOT FREEZE!**

 <p>One biohazard bag</p>	 <p>One gel pack</p>	 <p>Cell-free DNA blood collection tubes</p>
 <p>One absorbent sleeve</p>	 <p>One silver protective pouch</p>	 <p>One outer collection box</p>


STEP 1
Insert collection tubes into the absorbent sleeve.



STEP 2
Place the tubes into the biohazard bag and then seal.



STEP 3
Fold the gel pack over the biohazard bag.



STEP 4
Place all contents into the silver protective pouch and seal.



STEP 5
Place the silver pouch and matching 'Test Requisition Form' and 'Diagnosis Confirmation Sheet' into the FoundationOne®Liquid Collection and Shipping Box and close.



STEP 6
After pickup requested a driver will pick up the sample.

